



PU-601 Barthane Polyurethane Enamel Camouflage Colours APAS 0154/9 Near Infra Red Reflecting

PRODUCT DESCRIPTION

A two pack non-yellowing polyurethane finish that provides an extremely tough, hard, durable and chemical resistant coating. For camouflage purposes it is used in conjunction with Barrier EX-408 Zinc Phosphate Epoxy Primer NIRR Biege 408-5208. PU-601 Barthane colours are designed to be in compliance with APAS-0154/9 and EX-408 Zinc Phosphate Epoxy Primer to APAS – 0154/6.

SUBSTRATES & PREPARATION



Substrates should be prepared in accordance with APAS 0154 specifications. Specifications can be found at: www.apas.gov.au/SpecList.asp

As per APAS 0154, ferrous and non-ferrous substrates must then be primed with 408-5208 EX-408 NIRR Biege prior to application of the PU-601 Barthane topcoat. Refer to the 408-5208 EX-408 NIRR Biege Technical Data Sheet for full details. For other substrate types contact a PROTEC® Technical Representative for advice.

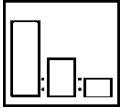


Before and after any sanding operation, the substrate must be thoroughly degreased using AA-6822 *Protec* Heavy Duty Wax & Grease Remover to remove all traces of dirt, oil, grease, silicone, wax etc.

PRODUCTS

PU-601 Camouflage Colours Pack A	601-1208 NIRR Cam Green US Fed 595 # 34088 601-5261 NIRR Cam Brown US Fed 595 # 30219 601-5310 NIRR Cam Pilbara Brown US Fed 595 # 30109 601-7663 NIRR Cam Black US Fed 595 # 37038 601-8357 White (Interior) US Fed 595 # 37875
PU-601 Pack B	601-9074 Barthane Hardener
Potlife Extender	636-9419 Barrier Potlife Extender
Reducers	145 Barthane Reducer 178 Barthane Reducer Extra Slow 195 Barthane Reducer Electrostatic
<i>For Brushing</i>	PUR20 Polyurethane Reducer Normal

MIXING RATIO BY VOLUME



PRODUCT

PU-601 Pack A

601-9074

Reducer

PARTS

3

1

25-30%

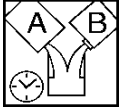
35-40%

Green and Brown

Black

Mix Pack A and Pack B. Stir thoroughly and allow 10 minutes induction time.
Add reducer and stir thoroughly.

POTLIFE



Catalysed material is useable for up to 4 hours at 25°C

In temperatures greater than 32°C, 636-9419 Barrier Potlife Extender can be added to the mixed paint to increase potlife. At this temperature or above, mix 636-9419 at 40 parts to 60 parts by weight with reducer, before thinning the mixed PU-601 Barthane. Use of the 178 Barthane Reducer Extra Slow will also improve the open time of the film at high temperatures. 636-9419 Barrier Potlife Extender and mixtures of this with reducer must be stored in plastic containers as the 636-9419 Barrier Potlife Extender will react with metal.

SPRAYGUN



CONVENTIONAL

SETUP

- GRAVITY 1.4 mm - 1.6 mm
- SUCTION 1.4 mm - 1.8 mm
- CAMOUFLAGE 1.2 mm SATA MINIJET RP

SPRAY PRESSURE

- CONVENTIONAL 1.5 - 3.0 bar (150 - 300 kPa, 22 - 44 psi)

APPLICATION & FLASH OFF



SPRAY:

- FOR ALL OF THE APAS 0154/9 DISRUPTIVE PAINT PATTERN COLOURS, APPLY 1 MEDIUM + 1 FULL COAT TO DRY FILM THICKNESS 35 - 50 MICRONS.



Allow 10 - 15 minutes flash off between coats at 25°C (dependent on film build). Correct flash off time will allow the entire surface to go an eggshell appearance, after this time apply the second, full coat.

BRUSH APPLICATION:

No thinning is required, although up to 10% PUR20 Polyurethane Reducer Normal may be added for easier brushing on large areas.

Continued over page...

SPECIAL NOTE FOR 0154/9 SYSTEMS:

When applying coatings for APAS 0154/9 paint systems it is necessary to apply the NIRR Biege primer to the whole vehicle or piece of equipment, then topcoat with NIRR Camouflage Brown to achieve the NIRR requirement. The disruptive paint pattern is then achieved by application of the other NIRR camouflage colours over the top of the Camouflage Brown.

Also, the NIRR Camouflage Black when applied may have a 'greenish' appearance on the edges where the paint film is thin. This effect is because of the very specialized pigmentation needed to achieve the high Infra Red reflection required of the product. If the film build is kept even this effect is minimized.

FILM BUILDS AND COLOUR SEQUENCE



APAS 0154/9 NIRR CARC COATING



35-50um	601-1208 or 601-7663
35-50um	601-5261
50-75um	408-5208

Total Film Build 120-175um Full DPP coating

NIRR BROWN MUST BE THE FIRST TOPCOAT OVER THE BEIGE PRIMER

DRYING TIMES



AIR DRY (25°C)

- SURFACE DRY: 1 hour
- HARD DRY: 8 hours

Note: Drying times will vary dependent on temperature, flash off between coats and the number of coats used.

FORCE DRY

Please contact your local PPG Representative to discuss baking times and temperatures, as these vary depending on metal thickness and oven performance. Typical bake requirement is 45 minutes at 60°C (metal temperature).

Coating becomes fully cured after seven days.

RECOAT



Can be re-coated after a minimum of 16 hours.

After maximum recoat time of 72 hours at 25°C, a thorough sand with mechanical means is necessary before re-coating. Use P240-320 grade abrasive.

Before and after any sanding operation, the substrate must be thoroughly degreased using AA-6822 Protec Heavy Duty Wax & Grease Remover to remove all traces of dirt, oil, grease, silicone, wax etc.

TECHNICAL PARAMETERS

VOLUME SOLIDS

601-5261 NIRR Cam Brown US Fed 595 # 30219	38.8%
601-1208 NIRR Cam Green US Fed 595 # 34088	39.9%
601-5310 NIRR Cam Pilbara Brown US Fed 595 #30109	39.9%
601-7663 NIRR Cam Black US Fed 595 # 37038	42.0%
601-8357 White (Interior) US Fed 595 # 37875	42.6%
601-9074 Barthane Hardener	70.7%

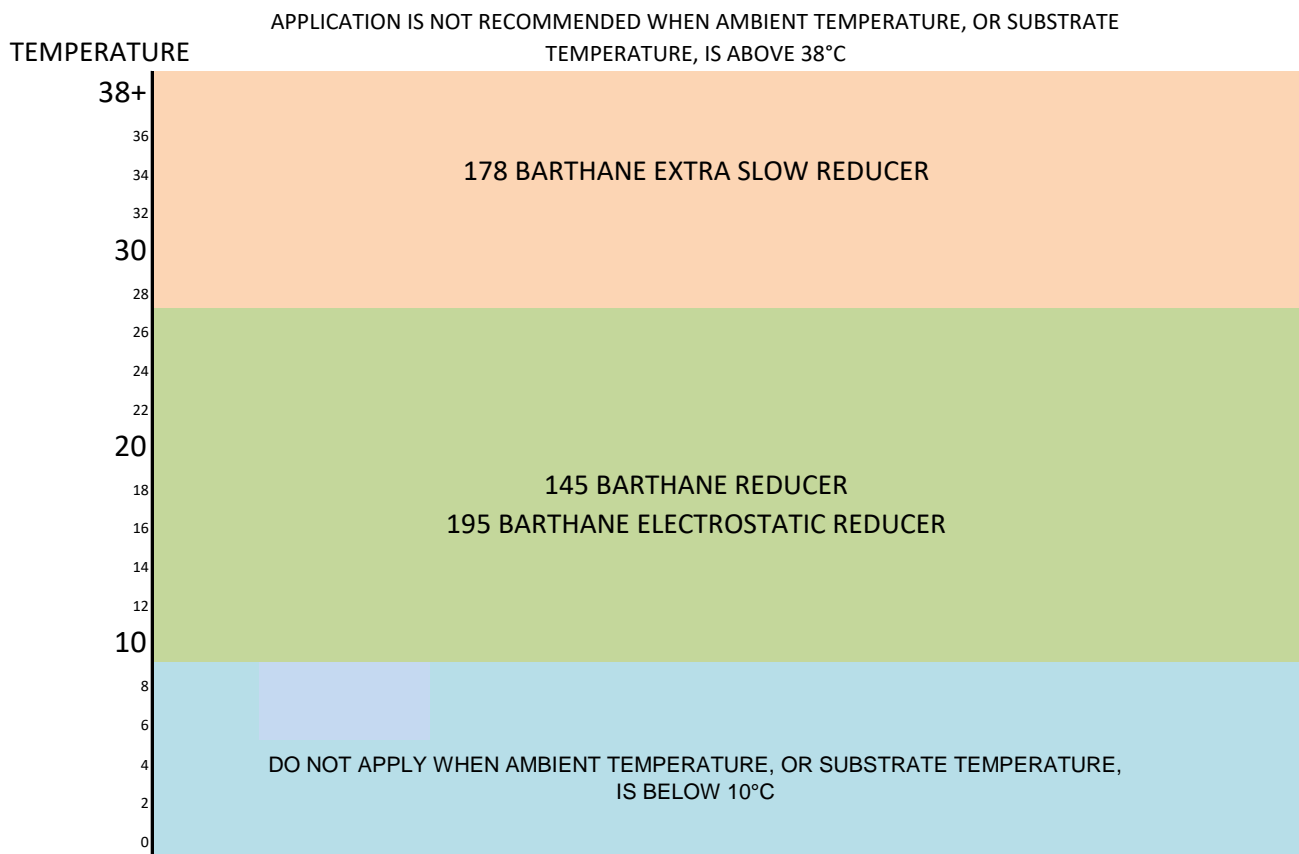
COVERAGE (RFU)

APAS 0154/9 12.0 - 12.7 metres squared per litre (m²/L) depending on colour

EQUIPMENT CLEANING

After use, clean all equipment thoroughly with cleaning solvent or thinner.

601 BARTHANE REDUCER GUIDE



This chart is provided as an approximate guide to when the different thinners should be used. Differences in application technique and the size of the components being painted will influence the optimum thinner choice.

HEALTH AND SAFETY

Please refer to Safety Data Sheet (SDS) for full Health and Safety details, as well as product can labels.

PPG 2K PU hardeners and activated products contain isocyanate and therefore particular safety precautions must be taken; please refer to SDS for full health and safety details.

This product is for professional use only. The information given in this sheet is for guidance only. Any person using the product without first making further inquiries as to the suitability of the product for the intended purpose does so at his or her own risk and we can accept no liability for the performance of the product or for any loss or damage (other than death or personal injury resulting from our negligence) arising out of such use. The information contained in this sheet is liable to modification from time to time in the light of experience and our policy of continuous product development. Drying times quoted are average times at 25°C/77°F. Film thickness, humidity and shop temperature can all affect drying times.

**PPG Industries Australia Pty Ltd, 14 McNaughton Rd
Clayton, VIC 3168 Australia**
EMERGENCY RESPONSE NUMBER, Australia: 1800 883 254

**PPG Industries New Zealand Pty Ltd, 5 Vestey Dr, Mt Wellington
Auckland, New Zealand**
EMERGENCY RESPONSE NUMBER, New Zealand: 0800 000 096

Protec is a registered trademark of Protec Pty. Ltd.